

NORTH CENTRAL COMMUNITY SERVICES PROGRAM

OFFICIAL NOTICE AND AGENDA of a meeting of the Board or a Committee

A meeting of the **Human Services Operations Committee** will be held at **North Central Health Care, 1100 Lake View Dr., Wausau, WI, Iris Room** at **8:00 a.m.**, on **Monday, July 18th**, 2016.

(In addition to attendance in person at the location described above, Committee members and the public are invited to attend by telephone conference. Persons wishing to attend the meeting by phone should contact Debbie Osowski at 715-848-4405 by one hour prior to the meeting start time for further instructions.)

AGENDA

1. Call to order
2. Consent Agenda
 - a. Action: Approval of the Consent Agenda
 - 1) Approval of 6/10/16 Human Services Operations Committee meeting minutes
 - 2) Accept the Financial Report
3. Juvenile Criminal Justice Discussion
4. Morningside Report Discussion
5. Inpatient Hospital Admission Policy Regarding Adolescents (ages 13-18)
6. Review Human Services Outcome Reporting
 - a. Outcome Data Review
 - b. Crisis Services Update and Data Review
7. Review Human Services Operations Committee Charter
 - a. Action: Approve Committee Charter, Work Plan and Objectives
8. Future items for committee consideration
9. Adjourn

- If time permits, beginning discussions may take place on future agenda items.
- Action may be taken on any agenda items.
- In the event that any individuals attending this meeting may constitute a quorum of another governmental body, the existence of the quorum shall not constitute a meeting as no action by such body is contemplated.

Signed: /s/Michael Loy
Presiding Officer or His Designee

COPY OF NOTICE DISTRIBUTED TO:
Wausau Daily Herald Antigo Daily Journal
Tomahawk LeaderMerrill Foto News
Langlade, Lincoln & Marathon County Clerk Offices
DATE 07/15/16 TIME 4:00 p.m.
VIA: X FAX X MAIL
BY: Debbie Osowski

THIS NOTICE POSTED AT
NORTH CENTRAL HEALTH CARE
DATE 07-15-16 Time 4:00 p.m.
By Debbie Osowski
Any person planning to attend this meeting who needs some type of special accommodation in order to participate should call 715-848-4405.
For TDD telephone service call 715-845-4928.

**NORTH CENTRAL COMMUNITY SERVICES PROGRAM
HUMAN SERVICES OPERATIONS COMMITTEE MEETING MINUTES**

June 10, 2016

10:30 a.m.

NCHC – Wausau Campus

Present:

X	John Robinson	EX	Holly Matucheski	X	Greta Rusch
X	Scott Parks	EX	Nancy Bergstrom	X	Lee Shipway
X	Linda Haney				

Others Present: Michael Loy, Laura Scudiere, Brenda Glodowski, Becky Schultz, Sue Matis, Tom Dowe, Ben Bliven

The meeting was called to order, roll call was noted, and a quorum declared.

Consent Agenda

- **Motion**/second, Parks/Shipway, to approve the consent agenda which includes the 5/13/16 Human Services Operations Committee meeting minutes and the financial report. Committee discussed the number of individuals served, staff shortages critical to the delivery of services, and the strategies and efforts being done to fill positions. Motion carried.

Human Services Operations Outcome Reporting

- Data was reviewed in depth. Additional data to include:
 - Quarterly report of how many clients are open in multiple programs in a rolling 12 month period.
 - Referrals through case manager from criminal justice system. Tracking mechanism will need to be identified.
 - Average length of time from event to assessment i.e. court ordered assessments received to appointment.
 - Glossary of terms (terms used in the charts).
 - Brief Executive Summary page for data set.
 - Clarify 'no roommate beds (adult)' – patient days lost.
 - Waiting list by program i.e. Medically Monitored Treatment
 - How often do we refer individuals to other providers?
 - Time from request for appointment to first available appointment.
 - Number of individuals who have never received services from referrals; include process for follow-up.
- Psychiatry in Marathon County will show a decline in May due to vacancy for psychiatric nurse practitioner and a delay in Dr. Espinoza returning home from a visit to Peru due to issues with her visa to return to the U.S. Staff is working with the Congressional Office. Also, Dr. Ticho will be transitioning to Outpatient Services from Inpatient. Committee suggested looking at how to engage other components of the health care system i.e. primary care, in providing services which had been part of the BHIC project (Behavioral Health Integrated Care).
- Crisis and Inpatient Data are provided to Marathon County on a monthly basis.

- Committee asked law enforcement representatives if the data provided to track performance of NCHC is meeting their expectations. Sheriff Parks indicated the information is good. Other questions committee members asked: Are people asking for mental health or AODA treatment and being turned away because of capacity and/or they cannot be served? What is the overall community need and how many are not seeking services? Will Morningside be providing info relative to this?

Human Services Operations Committee Charter

- Deferred discussion to next month's committee meeting.
- Consideration for a CCCW member on the committee as well as a United Way member in anticipation of Joanne Kelly's upcoming retirement.

Juvenile Criminal Justice Discussion

- A lot of resources are being applied to adults in the criminal justice system with many as a result from being in the juvenile criminal justice system.
- We want to begin a dialogue to better position ourselves to meet the needs of juveniles entering the criminal justice system.
- Asking law enforcement to identify challenges for mental health needs of juveniles and can we meet these needs i.e. shelter facility, limited capacity of NCHC for juveniles, etc.
- Collaborative coalition discussion would be valuable and would include social services, law enforcement, United Way, etc.
- Will frame an outline and identify roles.

Future agenda items

- Human Services Operations Committee Charter
- Juvenile justice discussion

Meeting adjourned at 12:03 p.m.

dko

**North Central Health Care
Review of 2016 Services
Langlade County**

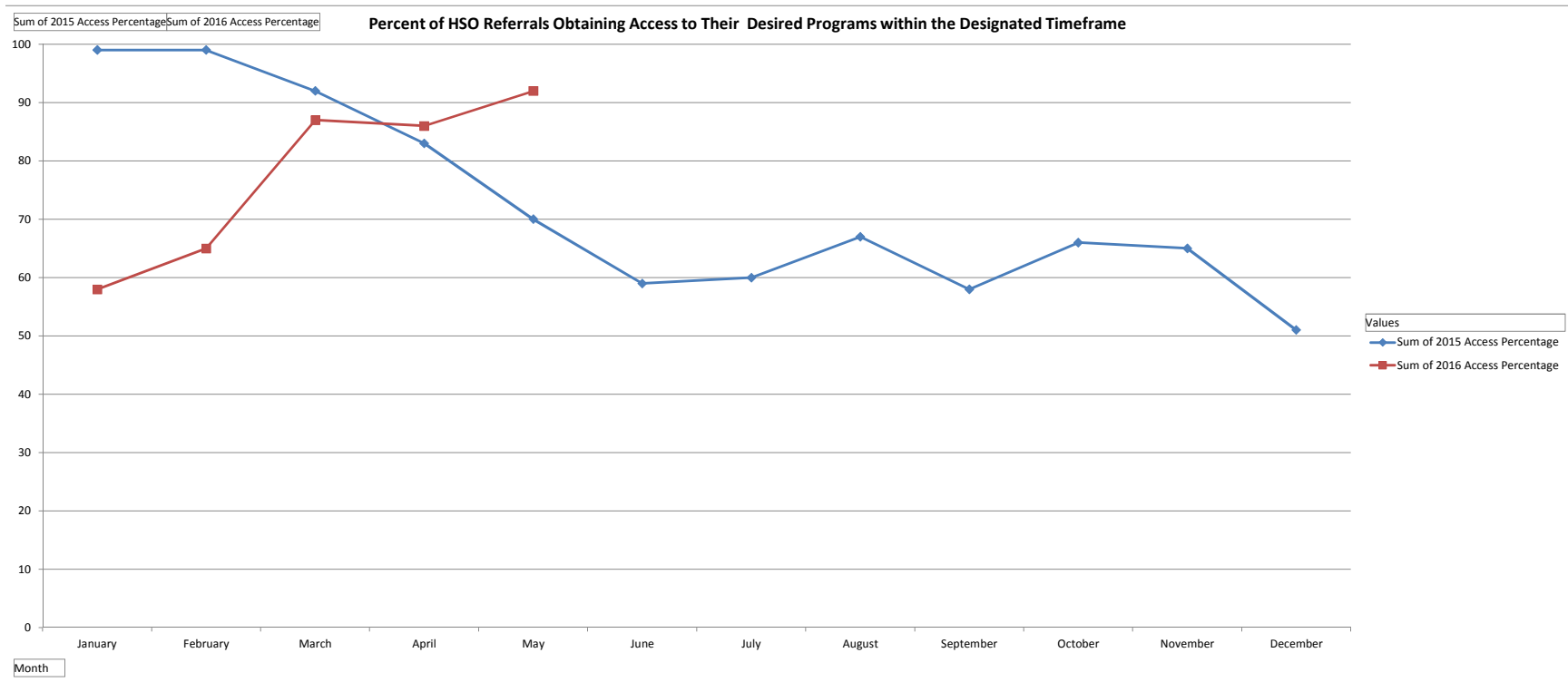
	2016 June Actual Rev	2016 June Budg Rev	Variance	2016 June Actual Exp	2016 June Budg Exp	Variance	Variance by Program
Direct Services:							
Outpatient Services	\$161,729	\$228,816	(\$67,087)	\$233,609	\$325,490	\$91,881	\$24,794
Psychiatry Services	\$19,761	\$13,251	\$6,511	\$86,775	\$102,135	\$15,360	\$21,871
Community Treatment Day Services	\$420,537	\$426,029	(\$5,492)	\$444,909	\$527,525	\$82,616	\$77,125
	\$229,574	\$238,010	(\$8,436)	\$241,789	\$238,010	(\$3,780)	(\$12,215)
	\$831,601	\$906,105	(\$74,504)	\$1,007,082	\$1,193,160	\$186,078	\$111,574
Shared Services:							
Inpatient	\$222,673	\$212,046	\$10,627	\$414,660	\$324,997	(\$89,664)	(\$79,037)
CBRF	\$36,246	\$42,446	(\$6,200)	\$34,440	\$35,562	\$1,122	(\$5,078)
Crisis	\$4,688	\$9,330	(\$4,642)	\$45,920	\$88,149	\$42,229	\$37,587
AODA Day Hospital	\$4,659	\$6,095	(\$1,436)	\$4,696	\$10,314	\$5,618	\$4,182
Protective Services	\$14,564	\$12,475	\$2,089	\$29,102	\$30,948	\$1,846	\$3,935
Birth To Three	\$33,819	\$67,144	(\$33,325)	\$67,166	\$123,672	\$56,506	\$23,181
Group Homes	\$104,354	\$67,042	\$37,312	\$107,151	\$67,042	(\$40,109)	(\$2,797)
Supported Apartments	\$24,478	\$75,315	(\$50,837)	\$23,946	\$75,315	\$51,369	\$532
Contract Services	\$0	\$0	\$0	\$100,245	\$52,543	(\$47,702)	(\$47,702)
	\$445,481	\$491,892	(\$46,411)	\$827,326	\$808,540	(\$18,787)	(\$65,198)
Totals	\$1,277,082	\$1,397,997	(\$120,915)	\$1,834,408	\$2,001,699	\$167,291	\$46,377
Base County Allocation	\$439,612	\$439,612	\$1				\$1
Nonoperating Revenue	\$2,721	\$1,851	\$870				\$870
County Appropriation	\$162,242	\$162,242	\$1				\$1
Excess Revenue/(Expense)	\$1,881,657	\$2,001,701	(\$120,044)	\$1,834,408	\$2,001,701	\$167,291	\$47,247

**North Central Health Care
Review of 2016 Services
Lincoln County**

	2016 June	2016 June		2016 June	2016 June		Variance By Program
Direct Services:	Actual Rev	Budget Rev	Variance	Actual Exp	Budg Exp	Variance	
Outpatient Services	\$160,149	\$214,690	(\$54,541)	\$273,183	\$306,689	\$33,506	(\$21,035)
Lincoln Psychiatry Services	\$35,943	\$24,349	\$11,595	\$254,711	\$160,268	(\$94,443)	(\$82,849)
Community Treatment	\$585,973	\$409,096	\$176,878	\$424,678	\$563,712	\$139,034	\$315,911
	\$782,065	\$648,134	\$133,932	\$952,572	\$1,030,668	\$78,096	\$212,028
Shared Services:							
Inpatient	\$323,888	\$308,428	\$15,460	\$603,140	\$472,723	(\$130,418)	(\$114,958)
CBRF	\$52,722	\$61,740	(\$9,018)	\$50,094	\$51,727	\$1,633	(\$7,385)
Crisis	\$13,127	\$9,330	\$3,798	\$128,575	\$88,149	(\$40,427)	(\$36,629)
AODA Day Hospital	\$6,776	\$8,866	(\$2,090)	\$6,830	\$15,001	\$8,171	\$6,082
Protective Services	\$21,184	\$18,146	\$3,039	\$42,331	\$45,014	\$2,683	\$5,722
Birth To Three	\$52,353	\$47,845	\$4,509	\$103,979	\$92,435	(\$11,544)	(\$7,036)
Apartments	\$24,478	\$23,492	\$987	\$23,946	\$23,492	(\$455)	\$532
Contract Services	\$0	\$0	\$0	\$145,811	\$76,426	(\$69,385)	(\$69,385)
	\$494,528	\$477,844	\$16,684	\$1,104,706	\$864,965	(\$239,741)	(\$223,057)
Totals	\$1,276,593	\$1,125,978	\$150,616	\$2,057,278	\$1,895,633	(\$161,645)	(\$11,030)
Base County Allocation	\$417,857	\$417,857	\$0				\$0
Nonoperating Revenue	\$3,329	\$2,567	\$762				\$762
County Appropriation	\$349,232	\$349,232	\$1				\$1
Excess Revenue (Expense)	\$2,047,011	\$1,895,633	\$151,378	\$2,057,278	\$1,895,633	(\$161,645)	(\$10,267)

**North Central Health Care
Review of 2016 Services
Marathon County**

	2016			2016			Variance by Program
	June Actual Rev	June Budget Rev	Variance	June Actual Exp	June Budget Exp	Variance	
Direct Services:							
Outpatient Services	\$441,891	\$671,810	(\$229,919)	\$858,490	\$1,228,674	\$370,184	\$140,265
Psychiatry Services	\$148,221	\$291,617	(\$143,396)	\$796,614	\$1,141,554	\$344,940	\$201,544
Community Treatment	\$2,027,460	\$1,514,925	\$512,535	\$2,657,235	\$2,236,608	(\$420,628)	\$91,908
Day Services	\$852,695	\$905,346	(\$52,651)	\$855,261	\$905,346	\$50,085	(\$2,566)
Clubhouse	\$156,977	\$188,751	(\$31,774)	\$239,656	\$236,251	(\$3,406)	(\$35,180)
Demand Transportation	\$179,312	\$210,359	(\$31,047)	\$199,757	\$210,359	\$10,602	(\$20,445)
Leased Space	\$113,722	\$125,000	(\$11,278)	\$127,082	\$138,781	\$11,699	\$421
Aquatic Services	\$354,777	\$390,684	(\$35,907)	\$360,764	\$390,684	\$29,920	(\$5,988)
Lakeside Recovery	\$43,986	\$100,000	(\$56,014)	\$144,200	\$277,013	\$132,813	\$76,799
	\$4,319,041	\$4,398,491	(\$79,450)	\$6,239,059	\$6,765,267	\$526,208	\$446,758
Shared Services:							
Inpatient	\$1,477,734	\$1,407,202	\$70,533	\$2,751,831	\$2,156,797	(\$595,035)	(\$524,502)
CBRF	\$240,544	\$281,686	(\$41,142)	\$228,555	\$236,002	\$7,447	(\$33,696)
Crisis Services	\$75,950	\$123,981	(\$48,031)	\$743,898	\$453,336	(\$290,563)	(\$338,594)
AODA Day Hospital	\$30,916	\$40,450	(\$9,534)	\$31,164	\$68,443	\$37,279	\$27,746
Protective Services	\$96,652	\$82,790	\$13,863	\$193,134	\$205,378	\$12,244	\$26,106
Birth To Three	\$329,729	\$343,357	(\$13,628)	\$654,855	\$659,794	\$4,939	(\$8,689)
Group Homes	\$1,003,700	\$1,051,791	(\$48,091)	\$1,030,606	\$1,051,791	\$21,185	(\$26,906)
Supported Apartments	\$1,265,425	\$1,087,510	\$177,916	\$1,237,914	\$1,087,510	(\$150,405)	\$27,511
Contracted Services	\$0	\$0	\$0	\$665,264	\$348,693	(\$316,571)	(\$316,571)
	\$4,520,650	\$4,418,765	\$101,886	\$7,537,221	\$6,267,742	(\$1,269,480)	(\$1,167,594)
Totals	\$8,839,691	\$8,817,256	\$22,436	\$13,776,280	\$13,033,008	(\$743,272)	(\$720,837)
Base County Allocation	\$1,090,480	\$1,093,250	(\$2,770)				(\$2,770)
Nonoperating Revenue	\$51,221	\$40,582	\$10,639				\$10,639
County Appropriation	\$3,082,240	\$3,081,921	\$319				\$319
Excess Revenue/(Expense)	\$13,063,632	\$13,033,008	\$30,624	\$13,776,280	\$13,033,008	(\$743,272)	(\$712,648)



Access Data		
Month	2015 Access Percentage	2016 Access Percentage
January	99	58
February	99	65
March	92	87
April	83	86
May	70	92
June	59	
July	60	
August	67	
September	58	
October	66	
November	65	
December	51	

Goal is 90-95%

Percentage of referrals scheduled for each HSO program within there allotted timeframe:

- Aquatic services - First appointment within 2 week of referral
- Birth to Three - ISP (Treatment Plan) completed within 45 days of referral
- Clubhouse- Opened within 2 weeks
- Community Treatment- Open to program within 60 days
- Outpatient Counseling- First appointment within two weeks
- Pre-Vocational - Start within 2 weeks of recieving paperwork
- Residential - Within 1 month or recieving referral
- Adult Day Services - Within 2 weeks of receiving documentation

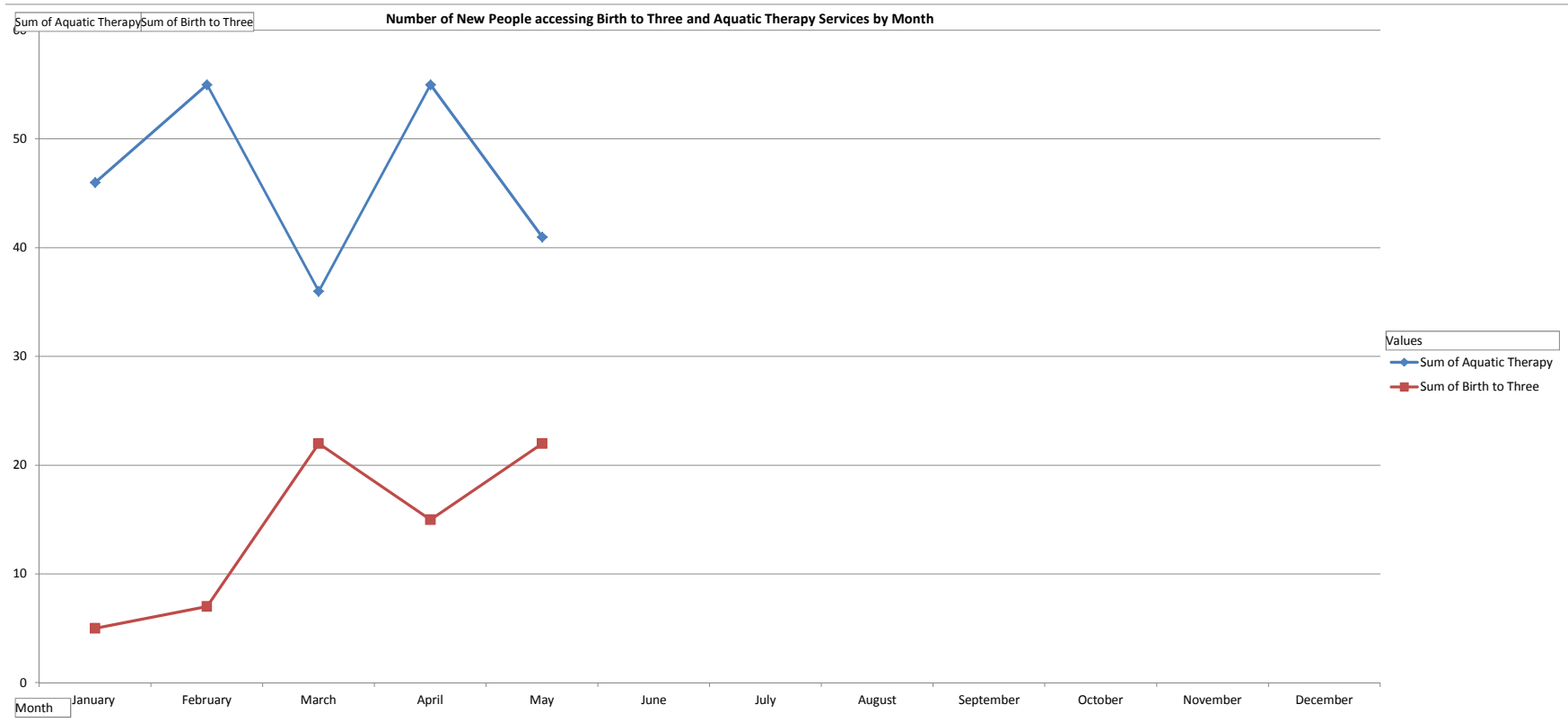
Number of referrals followed through and scheduled

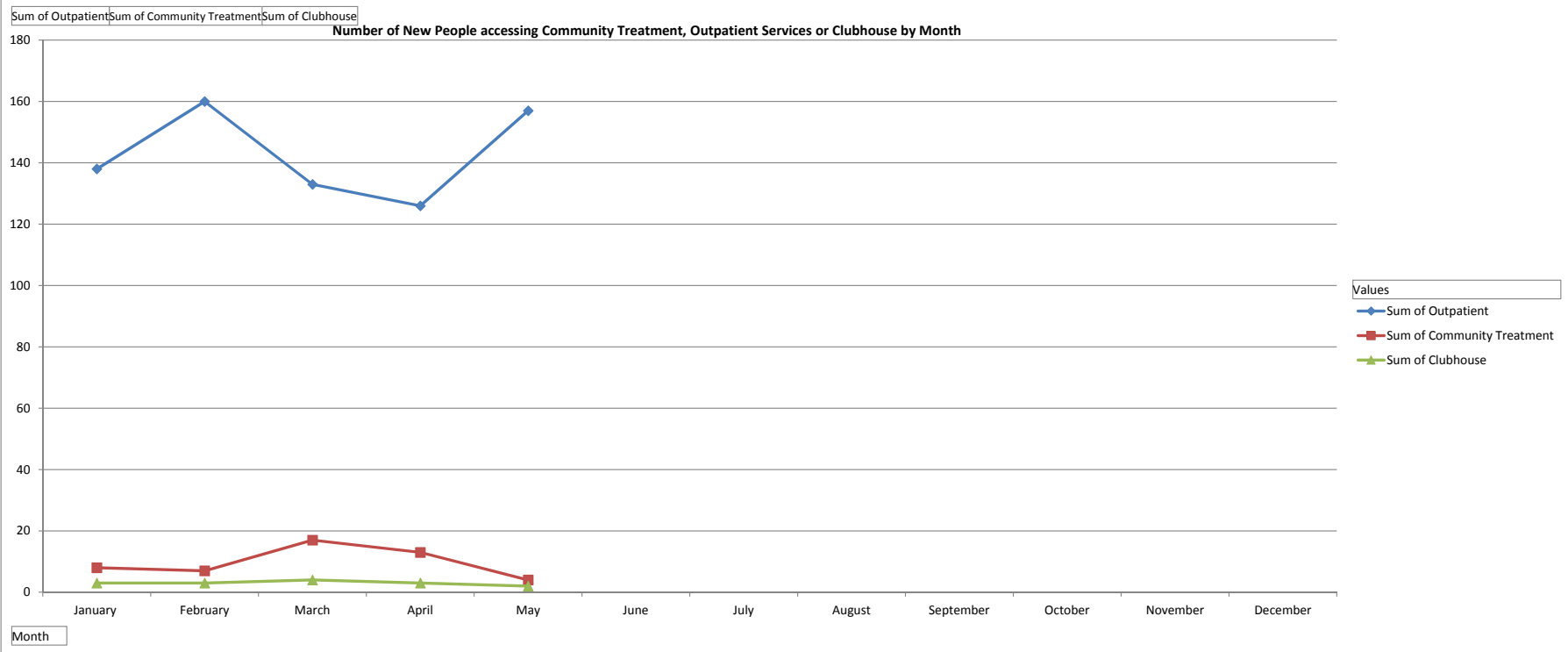
Month	2015 Number of Referrals Scheduled	2016 Number of Referrals Scheduled
January	243	206
February	239	236
March	254	216
April	250	215
May	245	229
June	244	
July	240	
August	280	
September	255	
October	263	
November	227	
December	186	

NUMBER OF CLIENTS ACCESSING MULTIPLE NCHC PROGRAMS BY MONTH

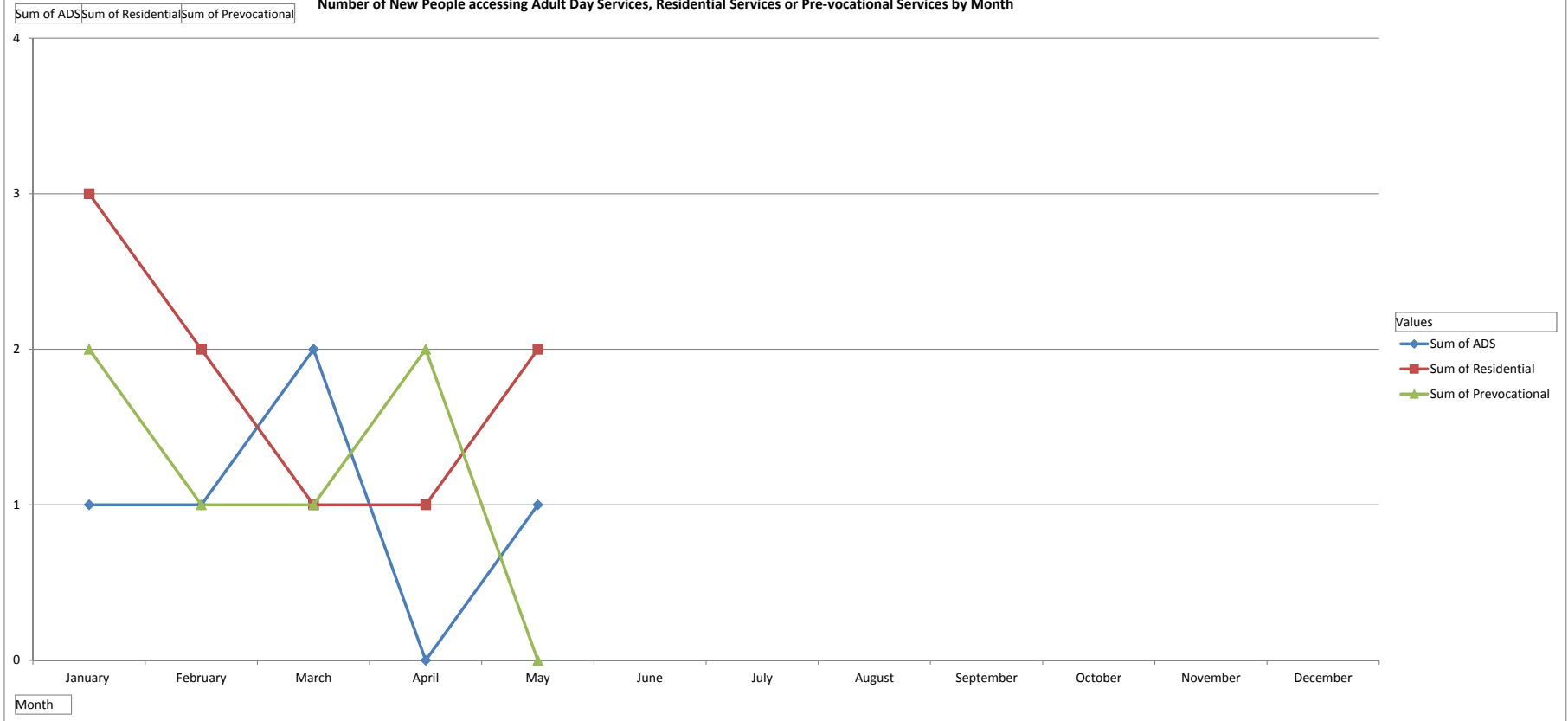
	1 PROGRAM	2 PROGRAMS	3 PROGRAMS	4 PROGRAMS	5 PROGRAMS	6 PROGRAMS	7 PROGRAMS	8 PROGRAMS
January	2165	500	104	19	3	1		1
February	2178	452	104	17	4	2		
March	2340	435	115	19	4	3		
April	2275	498	118	21	2			
May	2236	456	92	15	5	3		
June								
July								
August								
September								
October								
November								
December								

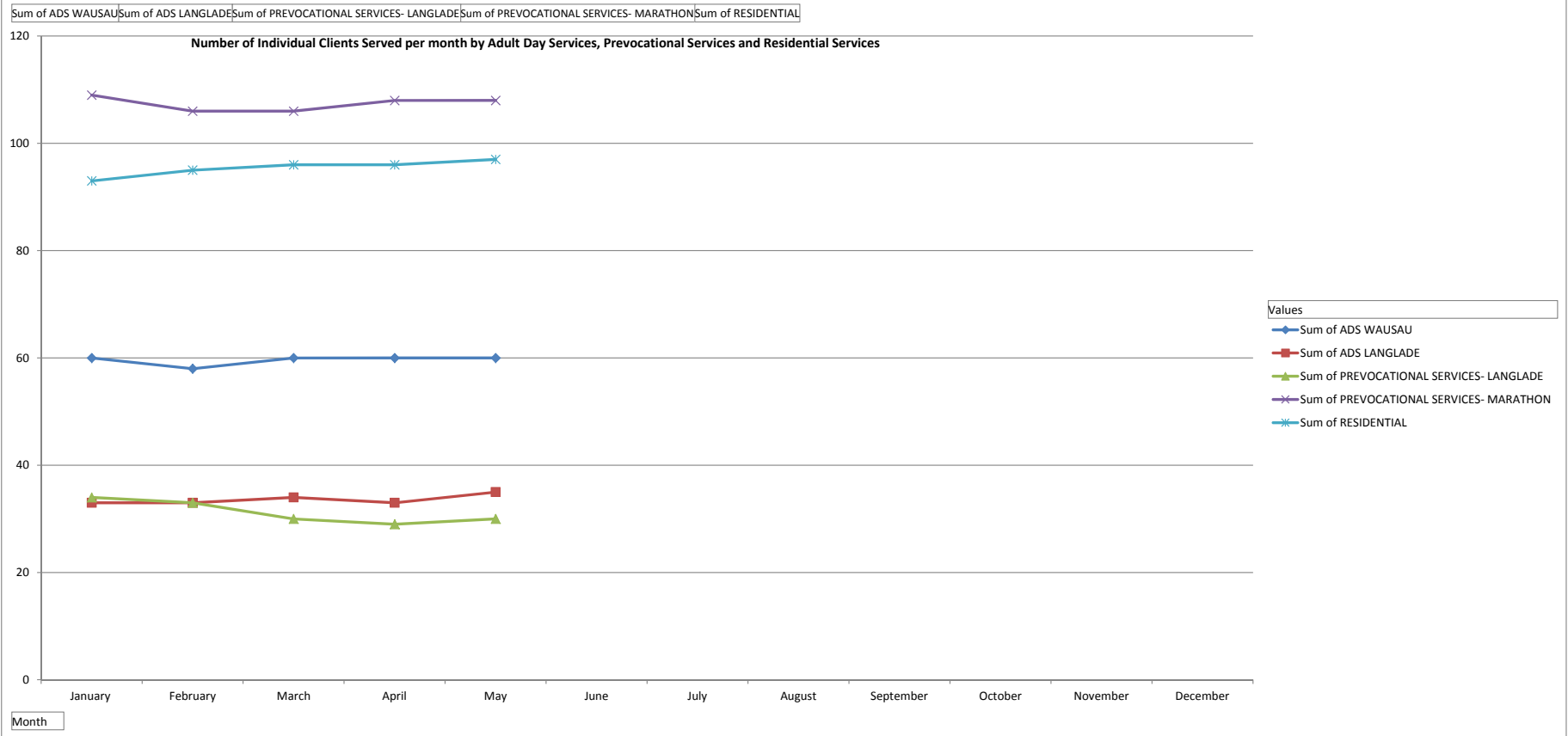
Number of clients to use that number of NCHC services
during the specified month



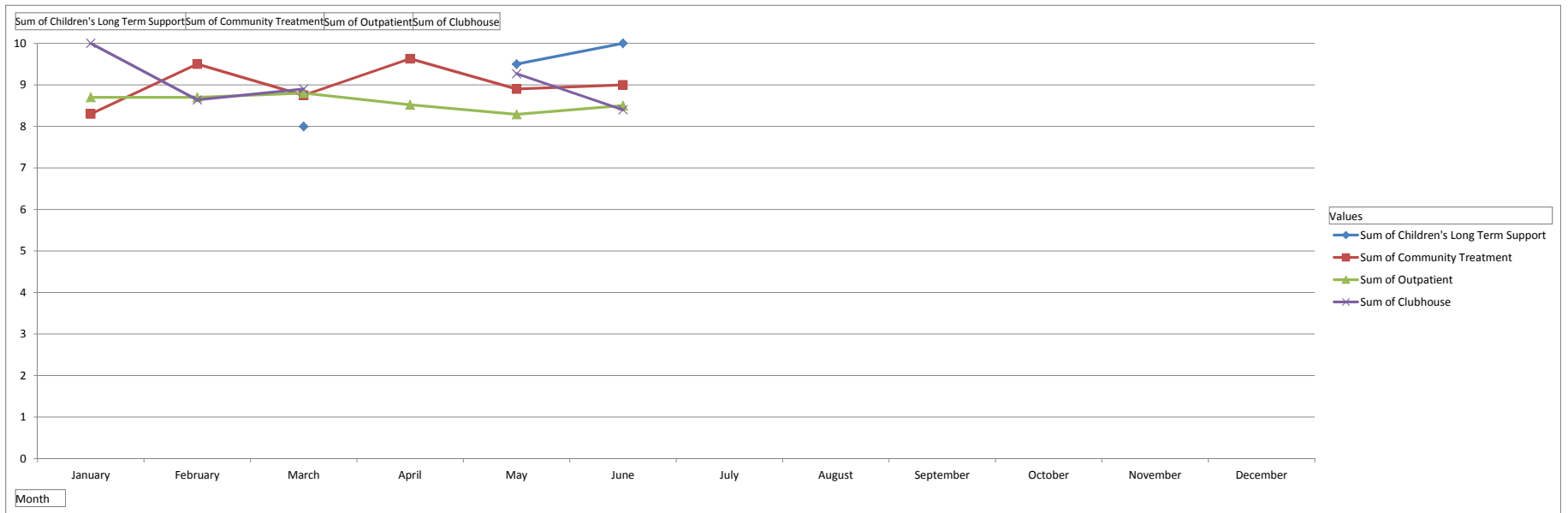


Number of New People accessing Adult Day Services, Residential Services or Pre-vocational Services by Month

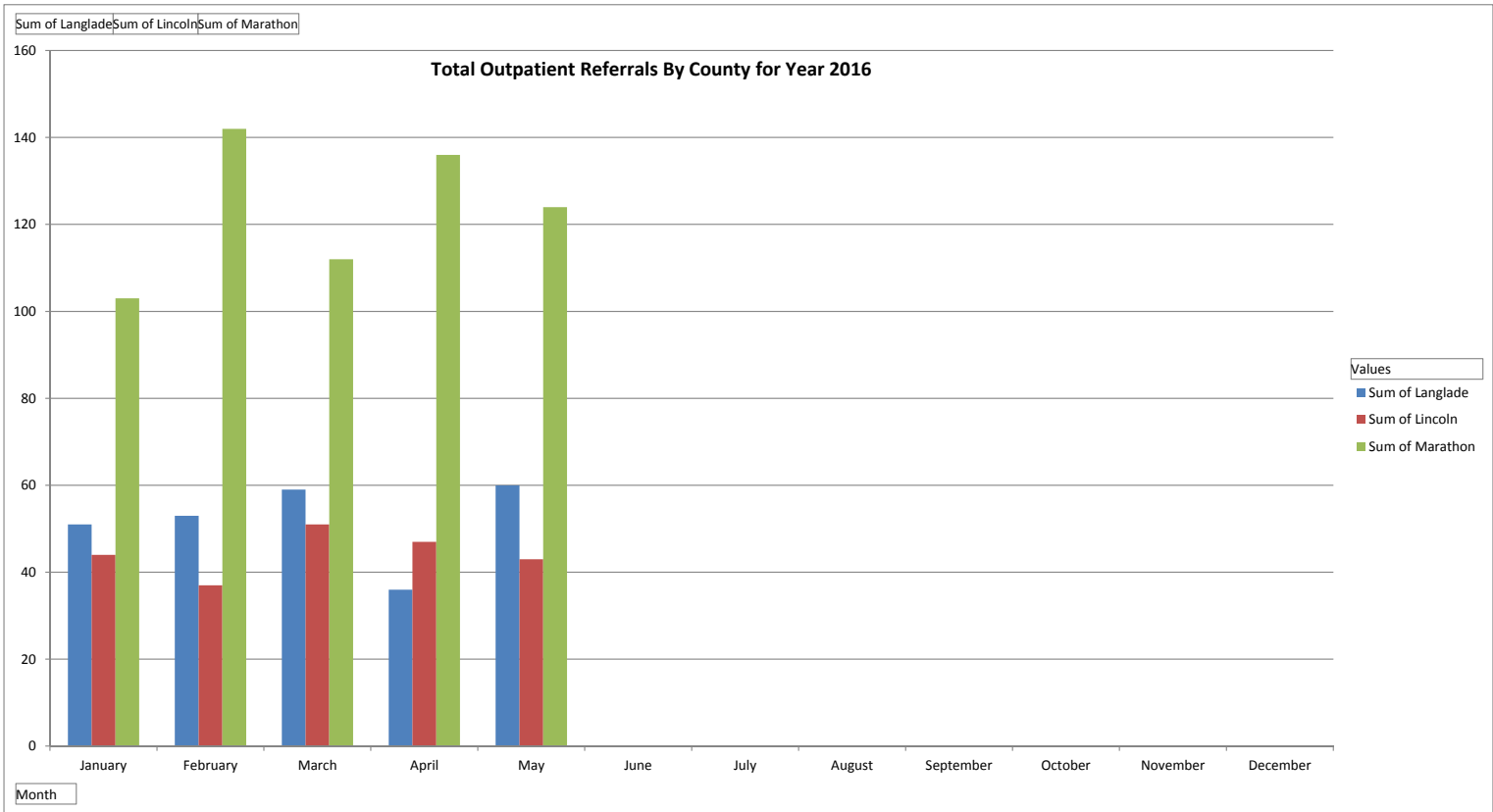




Month	RESIDENTIAL	PREVOCATIONAL SERVICES		ADS	
		Marathon	Langlade	Langlade	Wausau
January	93	109	34	33	60
February	95	106	33	33	58
March	96	106	30	34	60
April	96	108	29	33	60
May	97	108	30	35	60
June					
July					
August					
September					
October					
November					
December					

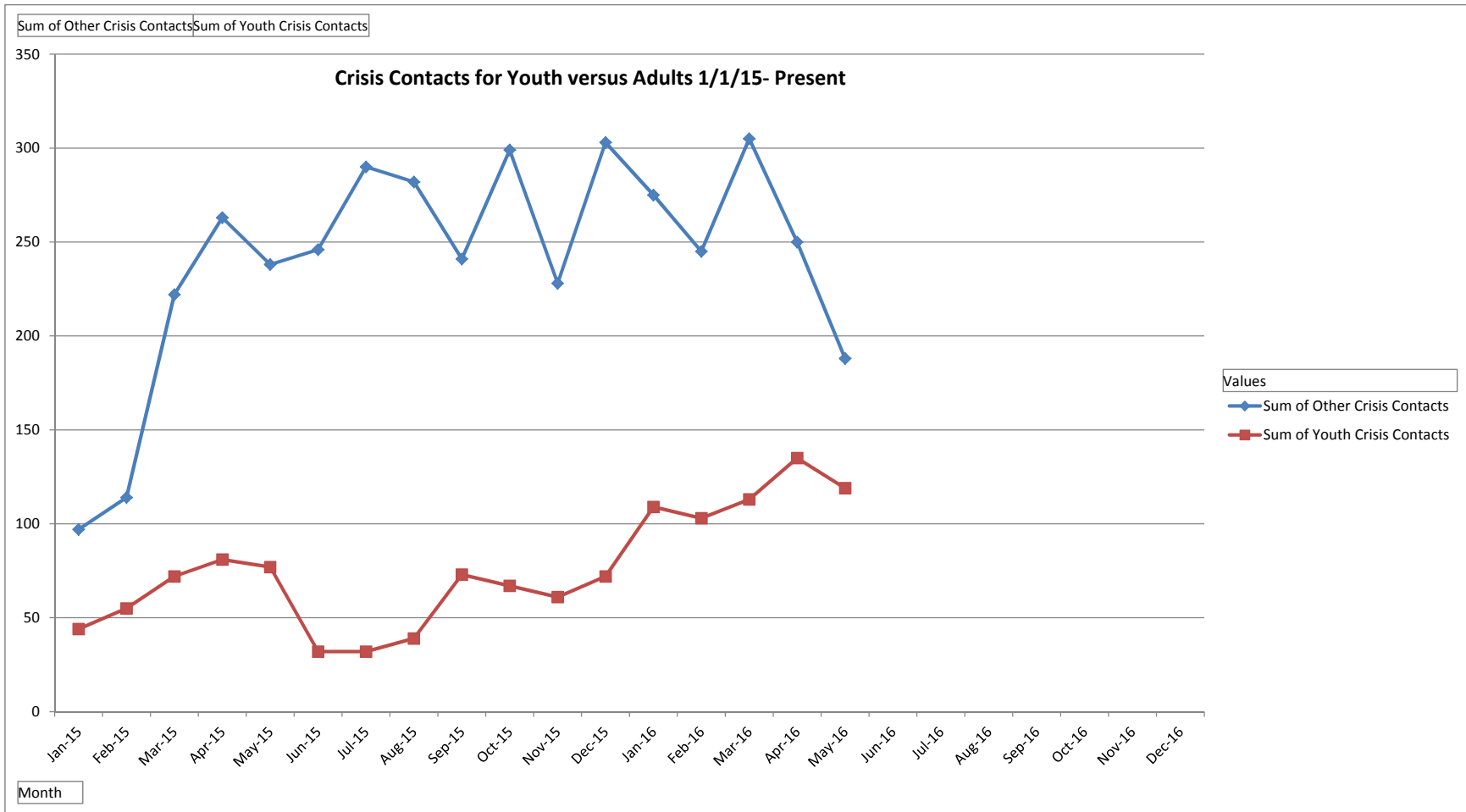


Row Labels	Sum of Children's Long Term Support	Sum of Community Treatment	Sum of Outpatient	Sum of Clubhouse	
January			8.3	8.7	10
February			9.5	8.7	8.64
March		8	8.75	8.8	8.9
April			9.63	8.52	8.4
May		9.5	8.9	8.29	9.27
June		10	9	8.5	8.4
July					
August					
September					
October					
November					
December					
Grand Total	27.5	54.08	51.51	45.21	



Month	Marathon	Lincoln	Langlade
January	103	44	51
February	142	37	53
March	112	51	59
April	136	47	36
May	124	43	60
June			
July			
August			
September			
October			
November			
December			

Total number of referrals that come to each county. This may be a referral sent from their healthcare provider, the criminal justice system or a self referral by calling or coming in to one of the NCHC locations.



This data represents the number of contacts made to youth versus adults. Contacts are assessments of their current states and determination if any follow-up is required

Month	Access for MMT	Access for Marathon Outpatient MH	Access for Outpatient Marathon AODA	Access for Day Treatment	Access for Langlade MH	Access for Langlade AODA	Access for Lincoln MH	Access for Lincoln AODA
June	60 Days	2.2 Days	3.6 Days	3.6 Days (No Waitlist)	9.8 Days	12.5 Days	3.7 Days	9.7 Days
July								
August								
September								
October								
November								
December								

Average number of day's per program = total number of days divided by the total number of clients.

Crisis and Inpatient Data

Number of patients admitted to Inpatient Hospital from each county of residence

Month	Marathon County Admits	Lincoln County Admits	Langlade County Admits	Other County Admits
January	61	7	7	2
February	44	11	10	1
March	51	6	4	1
April	66	5	8	0
May	64	7	10	1
June				
July				
August				
September				
October				
November				
December				

Crisis and Inpatient Data

Average Length of Stay at Inpatient Hospital by County in Number of Days

Month	Marathon County	Lincoln County	Langlade County	Other
January	4.92	7.43	5.14	3.5
February	5.5	8.36	6.7	2
March	7	3.67	18.25	6
April	5.21	6.4	6.38	0
May	4.55	4.14	4.2	1
June				
July				
August				
September				
October				
November				
December				

Crisis and Inpatient Data

OWI Assessments

Date	# of Marathon County Assessments	# of Lincoln County Assessments	# of Langlade County Assessments
January			
01/04/2016	4		
01/05/2016	3	5	
01/06/2016	2		
01/07/2016	3		3
01/08/2016	4		
<hr/>			
01/11/2016	1		
01/12/2016	4		
01/13/2016	1		
01/14/2016	4		
01/15/2016	3		
<hr/>			
01/18/2016	4		
01/19/2016		5	
01/20/2016	2		
01/21/2016			4
01/22/2016	3		
<hr/>			
01/25/2016	2		
01/26/2016	5		
01/27/2016	3		
01/28/2016	3		
01/29/2016			4
<hr/>			
Total OWI Assessments	51	10	11
<hr/>			
February			
02/01/2016	2		
02/02/2016		4	
02/03/2016	3		
02/04/2016	4		3
02/05/2016	5		
<hr/>			
02/08/2016	2		
02/09/2016	5		
02/10/2016	3		
02/11/2016	4		
02/12/2016	5		
<hr/>			
02/15/2016	4		
02/16/2016		4	
02/17/2016	3		
02/18/2016			5
02/19/2016	2		
<hr/>			
02/22/2016	5		
02/23/2016	4		
02/24/2016	2		
02/25/2016	4		
02/26/2016	4		
<hr/>			
02/29/2016	4		
<hr/>			
Total OWI Assessments	65	8	8

Crisis and Inpatient Data

OWI Assessments

Date	# of Marathon County Assessments	# of Lincoln County Assessments	# of Langlade County Assessments
March			
03/01/2016	2	5	
03/02/2016	4		
03/03/2016	5		5
03/04/2016	2		
03/07/2016			
03/07/2016	4		
03/08/2016	4		
03/09/2016	3		
03/10/2016	5		
03/11/2016	5		
03/14/2016			
03/14/2016	4		
03/15/2016		3	
03/16/2016	1		
03/17/2016			4
03/18/2016	5		
03/21/2016			
03/21/2016	2		
03/22/2016	3		
03/23/2016	4		
03/24/2016	5		
03/25/2016			3
03/28/2016			
03/28/2016	5		
03/29/2016	4		
03/30/2016	3		
03/31/2016	4		
Total OWI Assessments	74	8	12
April			
04/01/2016	4		
04/04/2016			
04/04/2016	3		
04/05/2016	5	5	
04/06/2016	3		
04/07/2016	4		4
04/08/2016	3		
04/11/2016			
04/11/2016	2		
04/12/2016	5		
04/13/2016	4		
04/14/2016	5		
04/15/2016	3		
04/18/2016			
04/18/2016	2		
04/19/2016		3	
04/20/2016	4		
04/21/2016			4
04/22/2016	3		
04/25/2016			
04/25/2016	1		

Crisis and Inpatient Data

OWI Assessments

Date	# of Marathon County Assessments	# of Lincoln County Assessments	# of Langlade County Assessments
04/26/2016	4		
04/27/2016			
04/28/2016	4		
04/29/2016	5		
	64	8	8
May			
05/02/2016	1		
05/03/2016	5	3	
05/04/2016	4		
05/05/2016	4		5
05/06/2016			
05/09/2016	3		
05/10/2016	4		
05/11/2016	1		
05/12/2016	4		1
05/13/2016	5		
05/16/2016	1		
05/17/2016		3	
05/18/2016	3		
05/19/2016			2
05/20/2016	5		
05/23/2016	2		
05/24/2016			
05/25/2016	4		
05/26/2016	5		
05/27/2016	4		
05/31/2016	1		
	56	6	8

Marathon Cty OWI Convictions	Lincoln County OWI Convictions	Langlade County OWI Convictions
198	49	50
Total OWI Assessments		
310	40	47

These counts are 1/1/16 through 5/31/16. These numbers include all municipalities and circuit court data. The number of assessments may exceed the number of convictions as you are required to do the assessment in your county of residence and other contributing factors. One factor that account for these numbers are that we see an increase around people getting their tax returns in the spring.

Crisis and Inpatient Data

Number of clients admitted to NCHC BHS Hospital
with each of the payor sources

Marathon County				
MONTH	COMMERCIAL	MEDICAID	MEDICARE	SELF PAY
January	19	20	14	8
February	17	13	9	5
March	15	15	14	7
April	19	22	10	15
May	12	29	16	7
June	14	26	9	11
July				
August				
September				
October				
November				
December				

This is the number of
what their payer source
BHS

Lincoln County				
MONTH	COMMERCIAL	MEDICAID	MEDICARE	SELF PAY
January	2	2	3	0
February	2	6	2	1
March	2	2	0	0
April	2	1	1	1
May	3	2	2	0
June	2	2	2	1
July				
August				
September				
October				
November				
December				

Langlade County				
MONTH	COMMERCIAL	MEDICAID	MEDICARE	SELF PAY
January	1	3	1	2
February	1	7	2	0
March	0	4	0	0
April	0	4	3	1
May	3	3	2	2
June	1	7	2	1
July				
August				
September				
October				
November				
December				

Other Counties				
MONTH	COMMERCIAL	MEDICAID	MEDICARE	SELF PAY
January	0	1	0	1
February	1	0	0	0
March	0	1	1	1
April	0	0	0	0
May	1	0	0	0
June				
July				
August				
September				
October				
November				
December				

Crisis and Inpatient Data

Crisis Assessment Legal Status

MONTH	51.10	51.10D	51.13(6)	51.15	51.20(13)(G)	51.20(13)	51.20(2)	1.20(8)(b)(g)	51.45(10)	51.45(10)Detox	51.45(11)
January	100	1	15	18	4	1	0	1	3	4	0
February	94	2	24	30	2	2	0	1	1	1	0
March	77	2	21	26	1	0	0	0	3	3	0
April	76	3	27	22	1	0	1	0	1	3	1
May	95	2	31	19	2	0	0	2	2	1	1
June											
July											
August											
September											
October											
November											
December											

51.10 - Voluntary Adult- Mental Health
51.10(D) - Voluntary Drug
51.13(6) - Voluntary Minor (Short-term)
51.15 - Emergency Police Detention (Adult or Minor)
51.20(13)(G) - Recommitted up to 1 year
51.20(13) - 6 month Commitment
51.20(8)(b)(g) - Outpatient Court ordered settlement agreement
51.45(10) - Voluntary Adult Alcohol
51.45(10)Detox - Voluntary Detox
55.12 - Emergency Placement

Crisis and Inpatient Data

Hospital Legal Status

MONTH	51.10	51.10D	51.13(6)	51.15	51.20(13)(G)	51.20(13)	51.20(2)	51.20(8)(b)(g)	51.45(10)	51.45(10)Detox	51.45(11)	51.45(13)
January	20	0	1	40	11	1	0	1	0	1	2	0
February	16	0	1	35	5	2	0	2	0	1	4	0
March	12	0	1	32	4	6	0	2	3	0	0	0
April	7	0	0	44	8	7	1	0	4	0	5	3
May	16	1	1	39	5	4		4	1	1	8	2
June												
July												
August												
September												
October												
November												
December												

51.10(m) - Voluntary Adult - Mental Health
51.10(D) - Voluntary Drug
51.13(6) - Voluntary Minor (Short-term)
51.15 - Emergency Police Detention (Adult or Minor)
51.20(13)(G) - Recommitted up to 1 year
51.20(13) - 6 month Commitment
51.20(8)(b)(g) - Outpatient Court ordered settlement agreement
51.45(10) - Voluntary Adult Alcohol
51.45(10)Detox - Voluntary Detox
55.12 - Emergency Placement

Crisis and Inpatient Data

Capacity (Beds Filled)

MONTH	Number of Patient Days	MTD Capacity
January	402	81%
February	407	87.7%
March	459	92.5%
April	462	96.3%
May	377	76.0%
June	416	86.7%
July		
August		
September		
October		
November		
December		

Number of Patient Days (Physically in the Hospital) divided by 16 times the number of days in that month. 16 is the number of beds that the BHS hospital is certified to run.
Example **400 patient days / (16 beds * 30 days) = 83.3%**

Crisis and Inpatient Data

MONTH	Number of Clients Diverted to other Facilities	
January	12	7 Minors
February	23	9 Minors
March	11	6 Minors
April	13	6 Minors
May	6	6 Minors
June		
July		
August		
September		
October		
November		
December		

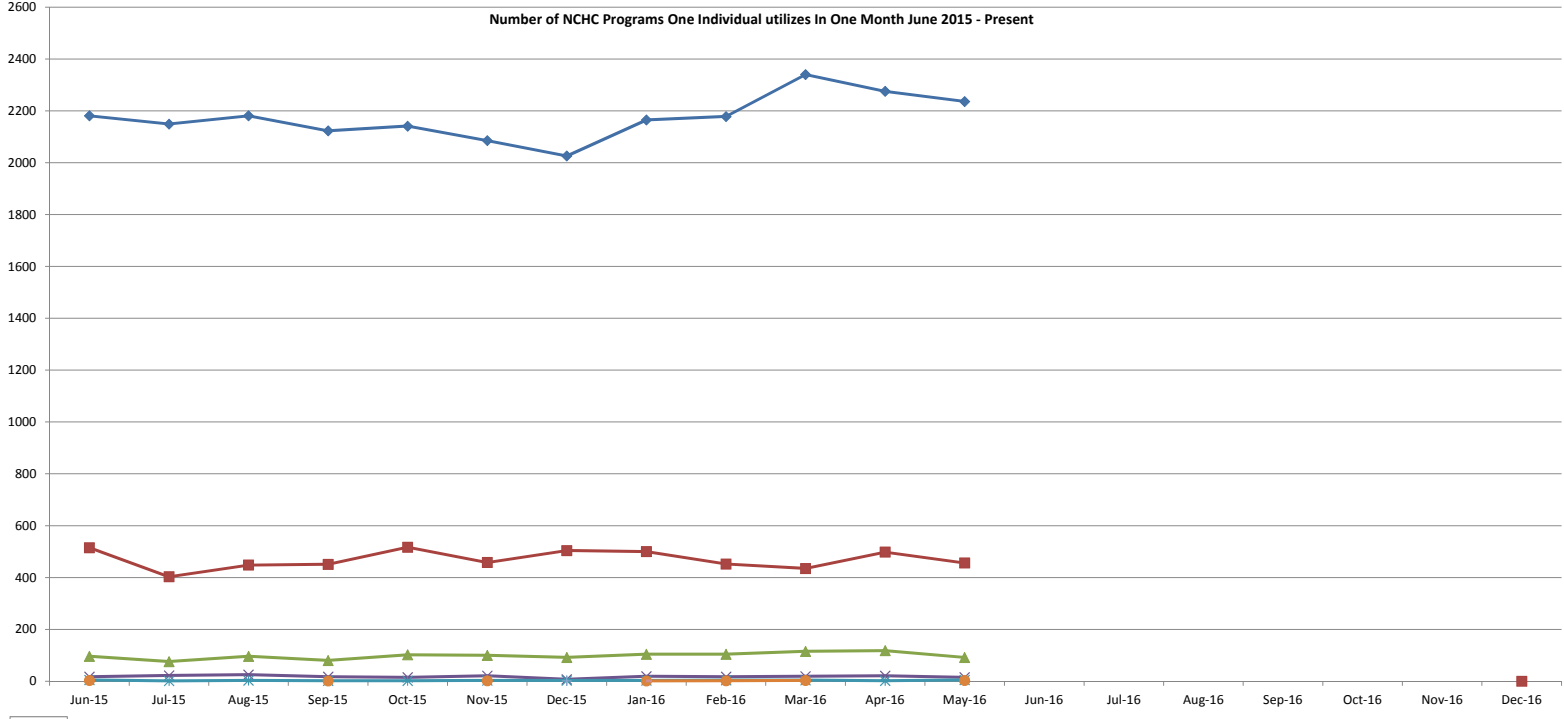
Number of clients that need inpatient psychiatric intervention but were unable to stay at the NCHC BHS Hospital for a specific reason and were sent to an outside facility to meet their needs

Crisis and Inpatient Data

May

Client 1	05/02/2016		no	Client 54	05/19/2016		no
Client 2	05/03/2016	04/29/16	4	Client 55	05/20/2016		no
Client 3	05/03/2016	05/02/16	1	Client 56	05/20/2016		no
Client 4	05/03/2016	03/25/16	39	Client 57	05/20/2016	04/28/13	1118
Client 5	05/03/2016		no	Client 58	05/20/2016		no
Client 6	05/03/2016		no	Client 59	05/21/2016		no
Client 7	05/04/2016		no	Client 60	05/22/2016	07/25/14	667
Client 8	05/04/2016		no	Client 61	05/22/2016	06/05/10	2178
Client 9	05/05/2016	04/29/16	6	Client 62	05/23/2016		no
Client 10	05/05/2016		no	Client 63	05/23/2016	04/25/13	1124
Client 11	05/05/2016	04/25/11	1837	Client 64	05/24/2016	01/23/04	4505
Client 12	05/05/2016		no	Client 65	05/24/2016	09/12/11	1716
Client 13	05/05/2016		no	Client 66	05/24/2016	05/20/16	4
Client 14	05/05/2016		no	Client 67	05/24/2016		no
Client 15	05/06/2016	10/01/15	218	Client 68	05/25/2016	05/27/04	4381
Client 16	05/06/2016		no	Client 69	05/25/2016		no
Client 17	05/06/2016		no	Client 70	05/26/2016		no
Client 18	05/06/2016	04/22/16	14	Client 71	05/26/2016	04/11/16	45
Client 19	05/06/2016	07/14/15	297	Client 72	05/26/2016	03/31/76	14666
Client 20	05/07/2016		no	Client 73	05/26/2016	04/13/16	43
Client 21	05/07/2016		no	Client 74	05/26/2016		no
Client 22	05/08/2016	07/09/04	4321	Client 75	05/27/2016	05/19/16	8
Client 23	05/08/2016		no	Client 76	05/29/2016	12/18/15	163
Client 24	05/09/2016		no	Client 77	05/29/2016	11/20/13	921
Client 25	05/09/2016	10/13/11	1670	Client 78	05/30/2016	05/08/96	7327
Client 26	05/10/2016		no	Client 79	05/30/2016	05/29/15	367
Client 27	05/10/2016	11/12/15	180	Client 80	05/30/2016	09/03/15	270
Client 28	05/10/2016		no	Client 81	05/31/2016	03/22/16	70
Client 29	05/10/2016		no	Client 82	05/31/2016		no
Client 30	05/11/2016	12/12/13	881				
Client 31	05/11/2016		no				
Client 32	05/11/2016	09/14/12	1335				
Client 33	05/11/2016		no				
Client 34	05/11/2016		no				
Client 35	05/11/2016		no				
Client 36	05/12/2016	09/12/14	608				
Client 37	05/13/2016	12/17/07	3070				
Client 38	05/14/2016	05/02/16	12				
Client 39	05/15/2016		no				
Client 40	05/15/2016		no				
Client 41	05/15/2016		no				
Client 42	05/15/2016	06/09/14	706				
Client 43	05/16/2016	04/07/15	405				
Client 44	05/16/2016	04/26/16	20				
Client 45	05/16/2016	05/06/16	10				
Client 46	05/17/2016	11/26/14	538				
Client 47	05/17/2016	05/14/16	3				
Client 48	05/17/2016	11/18/15	181				
Client 49	05/17/2016	02/19/16	88				
Client 50	05/17/2016	08/20/12	1366				
Client 51	05/18/2016		no				
Client 52	05/18/2016	01/30/15	474				
Client 53	05/19/2016		no				

Sum of 1 PROGRAM Sum of 2 PROGRAMS Sum of 3 PROGRAMS Sum of 4 PROGRAMS Sum of 5 PROGRAMS Sum of 6 PROGRAMS Sum of 7 PROGRAMS Sum of 8 PROGRAMS



- Values
- Sum of 1 PROGRAM
 - Sum of 2 PROGRAMS
 - Sum of 3 PROGRAMS
 - Sum of 4 PROGRAMS
 - Sum of 5 PROGRAMS
 - Sum of 6 PROGRAMS
 - Sum of 7 PROGRAMS
 - Sum of 8 PROGRAMS

Month

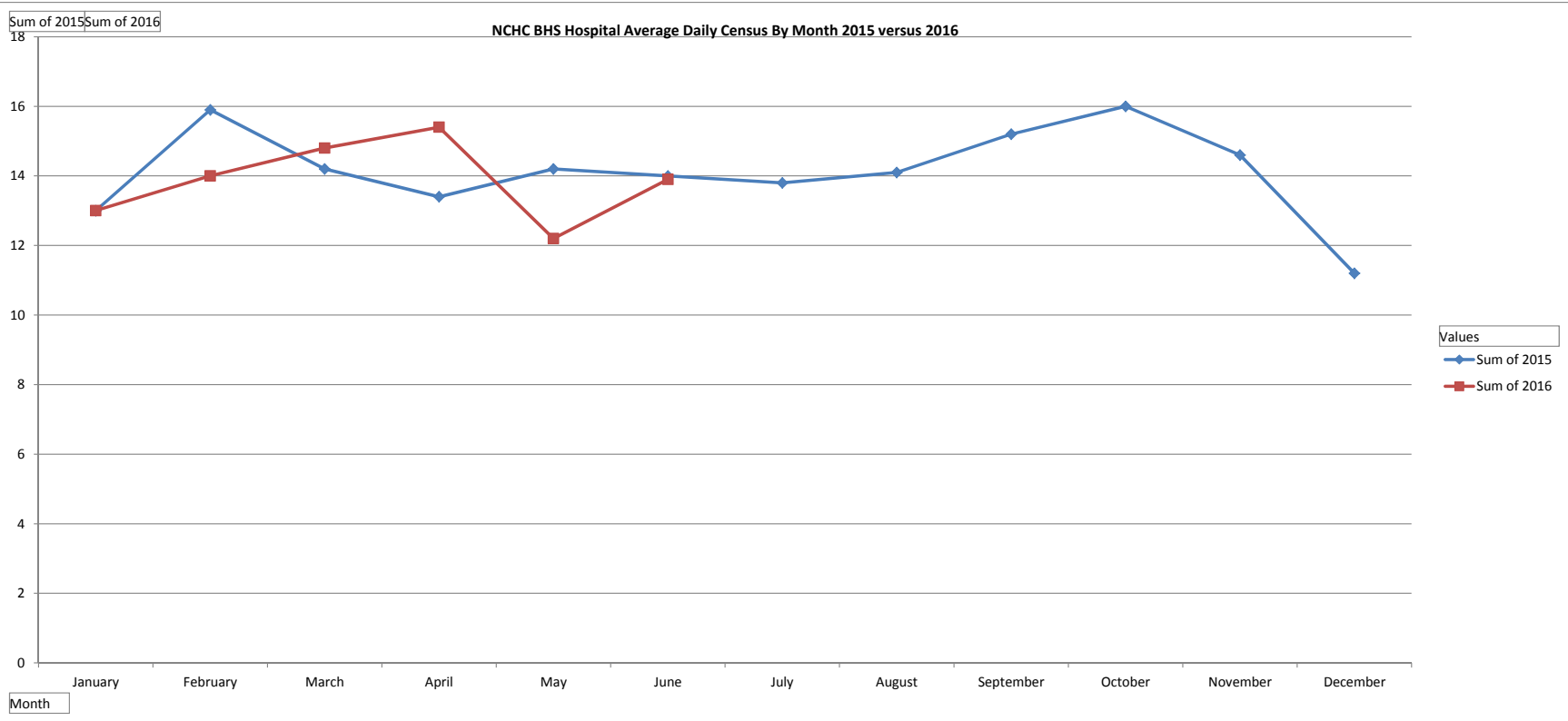
Crisis and Inpatient Data

NUMBER OF CLIENTS ACCESSING MULTIPLE NCHC PROGRAMS BY MONTH

Month	1 PROGRAM	2 PROGRAMS	3 PROGRAMS	4 PROGRAMS	5 PROGRAMS	6 PROGRAMS	7 PROGRAMS	8 PROGRAMS
Jun-15	2181	515	96	17	5	3		
Jul-15	2149	403	76	22	1			
Aug-15	2181	448	96	25	3			
Sep-15	2123	451	80	17	2	1		
Oct-15	2141	517	102	15	2			
Nov-15	2085	458	100	21	3	2		
Dec-15	2026	504	92	7	3		1	
Jan-16	2165	500	104	19	3	1		1
Feb-16	2178	452	104	17	4	2		
Mar-16	2340	435	115	19	4	3		
Apr-16	2275	498	118	21	2			
May-16	2236	456	92	15	5	3		
Jun-16								
Jul-16								
Aug-16								
Sep-16								
Oct-16								
Nov-16								
Dec-16								

Number of clients to use that number of NCHC services during the specified month

Crisis and Inpatient Data



Census Data		
Month	2015	2016
January	13	13
February	15.9	14
March	14.2	14.8
April	13.4	15.4
May	14.2	12.2
June	14	13.9
July	13.8	
August	14.1	
September	15.2	
October	16	
November	14.6	
December	11.2	

Crisis and Inpatient Data

Month	Number of Minor's On Unit
November 15'	10
December 15'	7
January 16'	9
February 16'	10
March 16'	9
April 16'	10
May 16'	15
June 16'	
July 16'	
August 16'	
September 16'	
October 16'	
November 16'	
December 16'	

Actual number of minors on the NCHC BHS Hospital Unit

Crisis and Inpatient Data

Month	No Roommate Bed Days (Adult)
September 15'	67
October 15'	50
November 15'	51
December 15'	42
January 16'	69
February 16'	46
March 16'	43
April 16'	46
May 16'	45
June 16'	
July 16'	
August 16'	
September 16'	
October 16'	
November 16'	
December 16'	

Crisis and Inpatient Data

Month	# of Minor Days w/o Roommate
September 15'	0
October 15'	0
November 15'	0
December 15'	12
January 16'	9
February 16'	15
March 16'	32
April 16'	7
May 16'	32
June 16'	
July 16'	
August 16'	
September 16'	
October 16'	
November 16'	
December 16'	

Minors do not have roommates during their stay for the following reasons:

- They can only be paired up if they are the same gender
 - Depending on admission and current disposition, cannot be with an adult, or if one has criminal sexual offenses.
 - Generally only allowing two minors on the unit on a time.
-



North Central Health Care

Person centered. Outcome focused.

North Central Community Services Program Board Human Services Operations Committee

Charter

- Members:** Eight (8) to twelve (12) member committee consisting of representatives from the North Central Community Services Program Board (51.42) and the general public with knowledge or expertise in human services, community issues, and/or business and industry. The number of members from the board is at the discretion of the Board.
- Resource** NCHC CEO, CFO, Director - Human Services Operations, and other NCHC Team as deemed helpful.
- Purpose:** To assure that North Central Health Care meets the communities' most critical mental health, alcohol/drug abuse and developmental disability service needs with available resources, and by working in collaboration with the communities served.
- Responsibility & Authority:** The Committee works closely with senior management, providing expertise, establishing expectations of operations and monitoring those expectations, including quality of care. The Committee provides input and oversight with regards to the broad strategic direction for the NCHC Human Services programs. The Committee is accountable to the North Central Community Services Program Board. Makes recommendations to the Board when policy changes are needed. The Committee will be involved in setting strategic direction and performance expectations, which may or may not require Board action.
- Outcomes:** Outcomes will be established on an annual basis for the following categories:
- Financial
 - Community
 - Clinical Quality
 - Service
 - People
- Meeting:** At least four times per year.
- Reporting:** North Central Community Services Program Board
- Adopted:** By NCCSP Board, December 22, 2011